

Pendant stations





PL Series pendant stations for control circuits

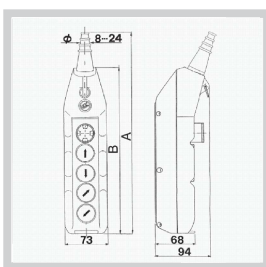
Single row IP65 □

www.powermechengineering.com | www.powermechengineering.in

All Models are available in Single / Dual Speed

On request, Rotary Selector Switch, Key Switch, Start / Alarm, Indication Lamp, Lens Cap, Additional Contact Block "NO" / "NC" is supplied.

Image	N° PUSH BUTTONS	DESCRIPTION	Model		
			CODE	WEIGHT gr	
	4+1	For single-speed motor control 4 mechanically interlocked between pairs + n° 1 emergency stop EN ISO 13850 mushroom Ø 30 turn to release	■	PLO5 560	
		Push button functions can be altered on request			
	4+1	For two-speeds motor control ▶▶ 4 mechanically interlocked between pairs + n° 1 emergency stop EN ISO 13850 mushroom Ø 30 turn to release	N° of 2 speeds movements	■	
2			PL05D2	590	
4			PL05D4	620	
	6+1	For single-speed motor control 6 mechanically interlocked between pairs + n° 1 emergency stop EN ISO 13850 mushroom Ø 30 turn to release	■	PLO7 740	
		For two-speeds motor control ▶▶ 6 mechanically interlocked between pairs + n° 1 emergency stop EN ISO 13850 mushroom Ø 30 turn to release			
	6+1		N° of 2 speeds movements	■	
			2	PL07D2	770
			4	PL07D4	800
6	PL07D6	830			
	6+2	For single-speed motor control 6 mechanically interlocked between pairs + 1 start/allarm + 1 emergency stop EN ISO 13850 mushroom Ø 30 turn to release	■	PLO8 830	
		For two-speeds motor control ▶▶ 6 mechanically interlocked between pairs + 1 start/allarm + 1 emergency stop EN ISO 13850 mushroom Ø 30 turn to release			
	6+2		N° of 2 speeds movements	■	
			2	PL08D2	860
			4	PL08D4	890
6	PL08D6	920			
	8+2	For single-speed motor control 8 mechanically interlocked between pairs + 1 start/allarm + 1 emergency stop EN ISO 13850 mushroom Ø 30 turn to release	■	PL10 990	
		For single-speed motor control 10 mechanically interlocked between pairs + 1 start/allarm + 1 emergency stop EN ISO 13850 mushroom Ø 30 turn to release			
	10+2		■	PL12 1.140	



DIMENSIONS

N° PUSH BUTTONS	CODE	Am	Bmm
5	PLO5	345	288
7	PLO7	495	358
8	PLO8	530	393
10	PL10	640	463
12	PL12	710	533

Per la configurazione grafica e simbologia dei tasti vedi pag. 20-21
Push buttons colours:

□ Black and White

■ Start/Alarm green

■ Emergency Red